



SIMMONDS, MARTIN &
HELMBRECHT
OF ADVANTIA

PREGNANCY GUIDE

Transforming healthcare for all women.



Table of Contents

1

Midwifery Care Associates Model of Care.....	3
What to Expect at Your Prenatal Visits.....	4
Genetic Screening.....	5
Common Pregnancy Topics.....	6
Dental Care	
Nutrition and Exercise	
Weight Gain	
Foods/Drinks to Eat and Avoid	
Medications Safety	
Recommended Vaccinations	
Falls During Pregnancy	
Common Discomforts and Problems	
It's Baby Time.....	13
Our Birth Philosophy	
Signs of Labor	
What to Expect at the Hospital	
Pain Medication Options	
You're a Mom.....	15
Postpartum Appointments	
Caring for Yourself After Birth	
Breastfeeding and Formula Feeding	
Additional Resources.....	18
Birth Preparation Checklist	
Websites and Books	
Mental Health Support	

Important Phone Numbers

Clinical and Appointment Related Questions

An emergency prompt is available during and after business hours. This will route you to our answering service who can connect you to the provider on-call.

Simmonds, Martin & Helmbrecht Offices.....(301) 414-2300

General Inquiries Only

Frederick Health Hospital.....(240) 566-3300

Shady Grove Adventist Hospital.....(240) 826-6000


Emergencies

Call 911 anytime you think you may need emergency care. For example, call if:

- You have severe vaginal bleeding.
- You have sudden, severe pain in your belly.
- You passed out (lost consciousness).
- You have a seizure.
- You see or feel the umbilical cord.
- You think you are about to deliver your baby and can't make it safely to the hospital.



We are committed to providing you with the highest quality of care during your pregnancy. Our staff and providers want you to have the best outcome and experience for you and your baby. Please let us know how we can help make your maternity experience exceptional.

Advantia Health is committed to providing care to all patients regardless of age, income, education, race/ethnicity, gender identity, sexual orientation, and disability.



Congratulations!
Having a baby is one of life's greatest joys. We are a collaborative practice of doctors, nurse-midwives, and nurse practitioners. We look forward to caring for you and appreciate the trust you place in us. Your pregnancy will be a time of significant change. This booklet is designed to help guide you through the next 9 months and answer many of the questions you may have during your pregnancy.

For more pregnancy-related information, visit our HealthHub by Advantia
AdvantiaHealth.com/blog

  @Advantia_Health



Midwifery Care Associates

We are a midwifery group within Simmonds, Martin & Helmbrecht and attend births at Shady Grove Adventist Hospital in Rockville, Maryland, and Frederick Health Hospital in Frederick, Maryland.

We offer the full scope of midwifery services including prenatal care, labor support, birth and postpartum care, annual well-woman exams, Pap smears, birth control options, and uncomplicated gynecological problems.

Our Philosophy

The certified nurse-midwives of Midwifery Care Associates believe in the power of presence and listening. We recognize that each person's needs must be addressed with respect for cultural values and personal preferences. We value social support and we strongly encourage family-centered care and participation. Our goal is to help each patient meet their highest level of health and well-being throughout their lifespan.

- We are committed to shared decision-making and personalized care delivered in a sensitive and holistic manner.
- We emphasize safe, comprehensive, and evidence-based care.
- We acknowledge the importance of a positive introduction to gynecologic care.
- As certified nurse-midwives and healthcare professionals, we take responsibility for making your gynecological visits informative, respectful, and comfortable.
- We regard the process of pregnancy, childbirth, and maturation as normal and healthy milestones that bring opportunities for self-enhancement.
- Each patient deserves a respectful atmosphere where she can thrive in self-respect.

Our Birth Philosophy

Birth is a dynamic and unpredictable event. While we can't promise you that it will go the way you hope it will, we want to know your preferences in terms of how we care for you while you are in labor. Late in your second trimester (or sooner if you prefer), your midwives will offer you a birth preferences worksheet that you can use to learn about the choices you need to make around your birth and to communicate those choices to your care team. We will do our best to honor your preferences in an uncomplicated birth and to preserve the spirit of them as much as possible if complications arise during labor.

To learn more about Midwifery Care Associates, visit
smhobgyn.com/midwifery-care-associates

The guide below is a basic outline of what you can expect at each visit. This schedule may be altered based on your specific needs.

Each prenatal visit includes:

- Maternal weight and blood pressure check;
- Maternal urine exam (urine sample given at the beginning of each visit), and
- Fetal heartbeat check.

Typical Schedule for Prenatal Visits

Initial Prenatal Visits [Up to 10 Weeks]	<ul style="list-style-type: none"> ✓ Ultrasound to confirm pregnancy and determine the baby's estimated due date. ✓ Review of personal and family history to identify risk factors and any particular additional tests to recommend ✓ Prenatal panel of blood work including: <ul style="list-style-type: none"> • Hemoglobin/blood count • Blood type • State-mandated screening for various infections such as HIV, Syphilis, Hepatitis, Chlamydia, and Gonorrhea • Screening for immunity to Chickenpox and Rubella • Carrier screening for hereditary diseases that you could potentially pass on to your child, if not already completed. Not mandatory. ✓ Counsel about genetic screening options. <p><i>See page 5 for more detailed information about genetic screening options.</i></p>
12 Week Visit	<ul style="list-style-type: none"> ✓ Review initial prenatal lab work ✓ Perform first-trimester genetic screening, if desired ✓ Early glucose testing, if indicated
16 Week Visit	<ul style="list-style-type: none"> ✓ Alpha-fetoprotein (AFP) screening for neural tube defects ✓ Early glucose testing, if indicated
20 Week Visit	<ul style="list-style-type: none"> ✓ Detailed anatomy and gender ultrasound. While the scan can assess for many problems, not every disorder, anatomic or otherwise, can be detected.
24 Week Visit	<ul style="list-style-type: none"> ✓ Routine monitoring of mother and baby ✓ Discuss glucose testing instructions for the next visit
28 Week Visit	<ul style="list-style-type: none"> ✓ Perform Edinburgh Postnatal Depression Scale (EPDS) ✓ Routine lab work and screen for gestational diabetes and infections ✓ Perform glucose testing ✓ If you are Rh-negative, you will receive a Rhogam injection. <p><i>Tdap vaccination will be offered</i> <i>We suggest scheduling a virtual or in-person hospital tour at this time.</i></p>
30 Week Visit	<ul style="list-style-type: none"> ✓ Review lab results ✓ Routine monitoring of mother and baby
32 Week Visit	<ul style="list-style-type: none"> ✓ Routine monitoring of mother and baby <p><i>Certain high-risk patients will begin antenatal screening and ultrasounds.</i></p>
34 Week Visit	<ul style="list-style-type: none"> ✓ Routine monitoring of mother and baby ✓ Discuss what to expect in labor and postpartum care
36 Week Visit and Weekly Until Delivery	<ul style="list-style-type: none"> ✓ Perform Group Beta Strep test (cervical exam). This is a common bacteria found in 20% of patients. It is not an STD or infection that causes symptoms but can cause complications for the baby. If you are positive, you will receive antibiotics during labor. <i>Please notify us if you have a penicillin allergy.</i> ✓ Possible cervix check to assess for dilation ✓ Discuss timing of delivery
40+ Weeks	<ul style="list-style-type: none"> ✓ If you have not given birth by your due date, you will begin weekly visits with ultrasound and fetal monitoring to check for fetal well-being. ✓ Discuss possible induction of labor

Genetic Screening

Aneuploidy is the term used to describe having an abnormal number of chromosomes. When it comes to evaluating your risk of having a child with aneuploidy, your options include:

- No screening,
- Non-invasive screening which involves bloodwork, ultrasound, both, or
- Diagnostic testing may be performed.

As part of your obstetric care, we will discuss all of your options within your first few appointments so you feel equipped to make the best choice for yourself. We support our patients in any options that they choose.

All pregnant patients are offered some form of screening for Down Syndrome, Trisomy 13, and Trisomy 18. This can be accomplished by drawing your blood either alone or in combination with specific ultrasound measurements.

Options of screening you may hear about are the first-trimester screen, nuchal translucency, cell-free fetal DNA, or NIPT testing (which has many brand names). With all the different genetic screening options, it can be confusing to understand which one is appropriate for you. The main differences between them are summarized below:

Test	Information	Cost
<ul style="list-style-type: none"> • First-trimester screen • Nuchal translucency <p><i>These tests are typically done together for the most comprehensive at complete risk assessment, but may also be done separately.</i></p>	<ul style="list-style-type: none"> • Maternal blood draw and ultrasound between 12-14 weeks • 82-87% detection rate for Down Syndrome • Carries a 5% false positive rate 	Covered by most insurances
Cell-free fetal DNA (cfDNA), also called non-invasive prenatal testing (NIPT)	<ul style="list-style-type: none"> • Maternal blood draw after 10 weeks (depending on the test) • 99% detection rate for Down Syndrome 	<ul style="list-style-type: none"> • Cost will be dependent on insurance* • Our testing partner offers cost reduction options based on your insurance plan including out-of-pocket pricing if there is no insurance coverage or if that is less than insurance cost

Second Trimester

Regardless of the results of your first-trimester testing, there are two tests we offer to all patients in the second trimester:

- 1 AFP (alpha-fetoprotein): A maternal blood test drawn between 15-20 weeks which will help screen for neural tube defects such as anencephaly and spina bifida
- 2 20-22 week ultrasound to visualize fetal anatomy

Diagnostic Testing

While screening tests can indicate an increased risk of chromosomal problems in your baby, only diagnostic tests can confirm an abnormality. There are two commonly used diagnostic tests: Chorionic villi sampling (CVS) and Amniocentesis. If, after discussion, you and your provider decide that these tests might be helpful to you, we may refer you to a high-risk specialist who performs this testing.

Carrier Screening for Specific Genetic Conditions

We offer expanded screening to test if you or your partner(s) are carriers for a genetic disorder that you may pass to your baby. For example, we can test for cystic fibrosis, spinal muscle atrophy, fragile X, or sickle cell disease.

Many patients are unsure of their ethnicity or family history, therefore, we recommend genetic screening of the diseases listed below.

Heritage or History	Recommended Carrier Screening
All patients, regardless of race or ethnicity	• Cystic fibrosis and spinal muscle atrophy
African, Mediterranean, Middle Eastern, Southeast Asian, West Indian	• Sickle cell disease, thalassemia, and other hemoglobinopathies
Ashkenazi Jewish	• Tay-Sachs disease, Canavan disease, and Gaucher disease
Cajun, French Canadian	• Tay-Sachs disease
Women with a family history of intellectual disability or premature ovarian failure	• Fragile X

**Our testing partner offers cost reduction options based on your insurance plan including out-of-pocket pricing if there is no insurance coverage.*

Dental Care During Pregnancy

Routine cleanings and examinations are safe during pregnancy. Local anesthesia for dental treatment as well as dental x-rays with abdominal shielding are permitted during pregnancy. It is recommended to delay procedures until after the first trimester, if possible.



Nutrition and Exercise in Pregnancy

Vitamin Supplements

We recommend that you take a daily prenatal vitamin, containing at least 27mg iron, at least 400mcg folic acid, and 200mg DHA/fish oil. You can buy an over-the-counter brand, or we can prescribe you a prenatal vitamin. If you have Vitamin D deficiency, your provider may recommend a Vitamin D supplement. If you are too nauseated to take a regular prenatal vitamin in early pregnancy, you can take two chewable children's vitamins, such as Flintstone's with iron. You and your provider can discuss if you need additional supplementation of more than 400mcg of folic acid daily.

Iron Supplements

A well-balanced diet may provide all the iron you need for the growing demands of pregnancy. Iron-rich foods include liver, red meats, eggs, dried beans, leafy green vegetables, whole-grain enriched bread and cereal, and dried fruits. However, many women require iron supplementation as well. In that case, we recommend 30mg of ferrous iron supplements daily taken with Vitamin C for better absorption.

Water

Pregnant women need to drink 80-100 ounces of fluids daily and depending on your size and physical activity. Avoid soda and juices. More water is often the solution to many problems and complaints in pregnancy. You have more blood volume in your body when you are pregnant. You need to drink enough water to keep up with this increased volume. If you do not, you will get dehydrated quickly and may experience cramping, dizziness, constipation, headaches, low amniotic fluid, and many more symptoms. Drinking 100oz of water can be a challenge. We suggest a large bottle with you all the time as sipping constantly through the day is often much more tolerable than trying to consume a lot at one time.

Exercise and Activity

Unless you have been advised by your doctor, it is safe to exercise during pregnancy. This includes any exercise you were doing prior to pregnancy unless there is risk of falling or trauma to the abdomen. There is no specific "upper heart rate limit" to avoid during pregnancy. Please do not try to advance your fitness goals beyond your baseline prior to pregnancy.



Weight Gain During Pregnancy

A healthy and balanced diet is an essential component of your prenatal care. Ideal weight gain is based on your pre-pregnancy weight. You do not need to eat extra calories to support your pregnancy. It is recommended that you eat approximately 2,500 calories per day. A total weight gain of 20-25 pounds is generally recommended. However, your provider may individualize your goals based on your specific needs which are usually based on your body mass index (BMI).

Institute of Medicine Weight Gain Recommendations for Pregnancy

Pre-Pregnancy Weight Category	Body Mass Index (BMI)*	Recommended Range of Total Weight (lbs)	Recommended Rates of Weight Gain ** in the 2nd and 3rd Trimesters (mean range in lbs/wk)
Underweight	Less than 18.5	28 - 40	1 (1 - 1.3)
Normal Weight	18.5 - 24.9	25 - 35	1 (0.8 - 1)
Overweight	25 - 29.9	15 - 25	0.6 (0.5 - 0.7)
Obese (Includes All Classes)	30 or greater	11 - 20	0.5 (0.4 - 0.6)

* Body mass index is calculated as weight in kilograms divided by height in meters squared or as weight in pounds multiplied by 703 divided by height in inches.

** Calculations assume a 11-14 lb weight gain in the first trimester.

Modified from Institute of Medicine (US). Weight gain during pregnancy, reexamining the guidelines. Washington, DC: National Academies Press, 2009. ©2009 National Academy of Sciences

Foods/Drinks to Eat and Avoid During Pregnancy

Foods to Consume Daily: <ul style="list-style-type: none"> • Vegetables and fruits: 3-4 servings/day • Whole grain foods: 2-4 servings/day • Calcium rich foods: 2-4 servings/day • Protein rich foods: 2-4 servings/day • Water: 10-12 glasses/day 	What About Fish? <ul style="list-style-type: none"> • Seafood is an excellent source of protein and omega-3 fatty acids. However, certain seafood is high in mercury which can interfere with fetal brain development. • Fish that are safe (2-3 servings/week): Salmon, light albacore tuna, tilapia, flounder, cod, crab, shrimp • Fish to avoid: Mackerel, swordfish, shark, tilefish, tuna (other than light albacore)
Enjoy Sparingly: <ul style="list-style-type: none"> • Caffeine: You can drink up to 200mg of caffeine per day. This is equivalent to one large cup of coffee. • Sugary foods and drinks • Processed foods. Examples include: breakfast cereals, packaged snacks, chips, cookies, packaged breads, boxed pasta products, ice-cream, baking mixes. 	What to Avoid: <ul style="list-style-type: none"> • Alcohol • Unpasteurized milk and soft cheeses • Deli meats (unless heated prior to eating) • Smoked fish • Raw/undercooked meat and fish

In general, most medications should be avoided during pregnancy, especially during the first trimester unless absolutely necessary. However, some medications have a long history of safe use. If you are on medication, it is essential to discuss it with your provider. A few medications are dangerous in pregnancy, so be sure all your health care providers, including your dentist, know you are pregnant. The following medications can be used safely without needing to check first. If it is on this list, it is ok to use. If you have questions about the safety of additional medications, please discuss them with your provider or call us before taking them.

The over-the-counter remedies listed below are to be used for temporary ailments. If your condition persists, please call us.

Safe Medications During Pregnancy

For Sleep	<ul style="list-style-type: none"> Benadryl (diphenhydramine), Tylenol PM, Unisom (doxylamine), Melatonin
For Fever, Pain, Headache, or Muscle Soreness	<p>Note: DO NOT take aspirin or ibuprofen unless directed by your provider.</p> <ul style="list-style-type: none"> Tylenol (acetaminophen) - regular or extra-strength
For Morning Sickness	<ul style="list-style-type: none"> Vitamin B6 (50mg one-three times a day) - works best when also taken with Unisom (1/2 tablet once or twice a day, can be sedating), Emetrol, Benadryl (diphenhydramine) (25-50mg), motion sickness medication such as Dramamine
For Nausea, Upset Stomach, or Gas	<ul style="list-style-type: none"> Emetrol, Mylanta (aluminum hydroxide), Gas X (simethicone)
For Heartburn, Acid Reflux, and Indigestion	<p>Note: Non-medication options include eating frequent, smaller meals, avoid laying down for 1 hour after eating, and avoiding spicy or acidic foods.</p> <ul style="list-style-type: none"> Tums (calcium carbonate) (no more than 1,000mg/day), Pepcid AC (famotidine), Mylanta, Maalox
For Constipation	<p>Note: Non-medication options include increasing water and vegetable intake.</p> <ul style="list-style-type: none"> (In moderation) Fiber source such as Metamucil or Citrucel, stool softener such as Colace (docusate), glycerin suppository, Milk of Magnesia, Senokot, Miralax
For Hemorrhoids	<p>Note: Non-medication options include increasing your water intake.</p> <ul style="list-style-type: none"> Fiber supplements, Tucks pads, witch hazel compress, Anusol, Preparation H
For Cold or Other Upper Respiratory Illnesses	<p>Note: Avoid pseudoephedrine in the first trimester of pregnancy. If necessary after the first trimester, limit to 2-3 days.</p> <ul style="list-style-type: none"> Nasal saline spray, nasal steroid spray, Benadryl (diphenhydramine), Afrin (oxymetazoline hydrochloride), Zyrtec (cetirizine), Allegra (fexofenadine), Claritin (loratadine), Sudafed (pseudoephedrine), Tylenol Cold and Sinus (acetaminophen and pseudoephedrine)
For Cough	<ul style="list-style-type: none"> Cough drops, Robitussin DM (dextromethorphan and pseudoephedrine), Dimetapp (brompheniramine and pseudoephedrine), Mucinex (guaifenesin)
For Sore Throat	<p>Note: Non-medication options include gargling with salt water.</p> <ul style="list-style-type: none"> Chloraseptic throat spray, Tylenol (acetaminophen), Luden's throat drops
For Diarrhea	<ul style="list-style-type: none"> Imodium AD (loperamide)
For Yeast Infection	<ul style="list-style-type: none"> Monistat or other vaginal yeast creams
For Allergies	<ul style="list-style-type: none"> Benadryl (diphenhydramine), Claritin (loratadine), Zyrtec (cetirizine)

Recommended Vaccinations

10

The below recommendations are in accordance with American College of Obstetricians and Gynecologists (ACOG) and Centers for Disease Control and Prevention (CDC).

Annual Flu Vaccine

Flu season is October-May. The vaccine changes every year so it only lasts for one season. We recommend you receive the vaccine as early as possible during the season. When we have the flu vaccines available in our office, we will offer the vaccine to our pregnant patients.

Tdap Vaccine

The CDC recommends that pregnant patients receive the Tdap vaccine during the 3rd trimester of pregnancy. This is the tetanus, diphtheria, and pertussis (whooping cough) vaccine. Newborns are at high risk for acquiring pertussis until they have received this vaccine at 6 months of age. By getting vaccinated during the 3rd trimester, you will pass some immunity to your infant. This is why your provider will recommend that you get vaccinated each pregnancy even if you are up-to-date with preventative care guidelines. CDC also recommends your partner and anyone else frequently around your infant during the first 6 months be up to date within 10 years on this vaccine, as well to avoid transmission of pertussis.

COVID-19 Vaccine

ACOG, SMFM, ASRM, and CDC all recommend that this vaccine is safe and should be given to pregnant and lactating women. Research is ongoing to collect data from these groups of patients.

Zika Virus

There is currently no Zika vaccine available. The Zika virus can be transmitted from a mother to her baby during pregnancy. This is a quickly changing risk in some areas. Refer to [cdc.gov/zika](https://www.cdc.gov/zika) for up-to-date information about areas of Zika transmission and ways to protect yourself from the Zika virus.

Falls During Pregnancy

During pregnancy, your center of gravity shifts forward as your belly grows, making it harder for you to stay upright. The closer you get to giving birth, the looser your joints become due to a pregnancy hormone called relaxin. This hormone enables the joints and connective tissues in your pelvis and cervix to stretch during labor to facilitate birth – making it easier for you to push your baby out. However, while waiting for that day, your joints will be loose and can contribute to being a little more clumsy than normal, which can lead to a fall.

It is extremely unlikely that an accidental fall will hurt your baby. At every stage of pregnancy, your belly is meant to withstand some pretty tough circumstances in order to protect your baby. However, falls during the late second trimester and early third trimester might be harmful to both you and your baby, especially if there is direct trauma to your abdomen.

If you have a fall at any point during your pregnancy, please call us right away or promptly to discuss the fall and your symptoms. In addition, please seek emergency care if:

- You are experiencing vaginal bleeding.
- You feel abdominal pain.
- You have uterine contractions.
- You cannot feel the baby move in comparison to regular movements.

Common Discomforts & Problems in Pregnancy

Hemorrhoids or Varicose Veins in the Vulvar Region (Near Vagina)

Symptoms of this condition include bleeding or pain after bowel movements, or tenderness and irritation at the rectum area. Straining during a BM correlates to hemorrhoids. To help prevent them, eat a high fiber diet and drink lots of fluids. If you have hemorrhoids, take a stool softener daily and use Tucks pads or other topicals for external relief. To make your own Tucks pads at home, soak a disposable small cloth with witch hazel. These can soothe and help shrink hemorrhoids or vulvar varicosities. Some women find that wearing a maternity belt, which lifts the pregnant uterus, can help reduce pelvic varicose veins.

Vaginal Spotting

Vaginal spotting occurs in half of all pregnancies, especially in the first 12 weeks. Most of the time, spotting will resolve on its own. It often occurs after intercourse or after straining to use the bathroom when constipated and is not a sign of miscarriage. If the spotting is light, avoid intercourse for a few days. If the spotting becomes heavy, like a period (with or without cramping), please call us promptly.

Varicose Veins in the Legs

Due to decreased blood flow from your lower body during pregnancy, veins in your legs can become swollen, sore, and blue. While varicose veins are not preventable, there are a few things you can do to reduce swelling and soreness. Elevating your legs while resting can help reduce the pressure in your leg veins. Common remedies include wearing a maternity belt or thigh-high compression stocking while moving around during your day.

Vaginal Discharge

Discharge during pregnancy is usually white, cloudy, or clear and thin. If the discharge has a foul or fishy odor, causes vaginal itching or discomfort, or seems to be water instead of mucus, please call us promptly.

Decreased Fetal Movement

If you have felt fetal movement less often than what you think is normal, your health care professional may ask you to keep track of the fetus's movements. Fetal movement counting (also called "kick counts") is a test that you can do at home. There are different ways kick counts can be done. Your health care professional will tell you how often to do it and when to notify him or her.



Round Ligament Pain

Most women experience round ligament pain in the second trimester as the uterus outgrows the pelvis, pulling on its attachments in the pelvis. Symptoms include a sharp, sudden pain on one or both sides of the lower belly, hips, or groin area. Initially, the pain lasts only a few seconds at a time, but overworked ligaments from an active day with lots of movement may leave you feeling achy for hours. Relief methods include stretching, yoga, shifting your position throughout the day and wearing a maternity belt. Avoid sudden movements, high intensity exercises, and flexing your hips before sneezing or coughing. If resting does not alleviate pain or your symptoms become more severe, please call us.

Swollen Feet and Ankles

Swelling is caused by fluid retention and usually gets worse late in the day. Prevention methods include drinking enough water, reducing salt intake, elevating your feet periodically during the day, wearing supportive shoes or compression stockings.

Elevated Blood Pressure (Hypertension/Pre-Eclampsia)

Preeclampsia is a serious blood pressure disorder that can happen during pregnancy or in the postpartum period, while most often in the third trimester. Uncontrolled blood pressure can put you and your baby at risk for complications. Symptoms of Preeclampsia include sudden swelling of face/hands, headache not relieved by Tylenol, vision changes, pain in right upper abdomen or shoulder. Rarely, seizures can happen. Contact your provider if you have any of these symptoms.

Morning Sickness or Nausea

Luckily for most women, morning sickness usually resolves by 14 weeks or so. If you can keep some food and fluids down, it should not cause any long-term problems for you or the baby. See the Safe Medications list for over-the-counter options. Prevention methods may include ginger tea or ale, ginger or lemon candy, the scent of fresh-cut lemon, cotton balls soaked in lemon extract, or wearing Sea Bands. An empty stomach may make you feel worse, so try to eat small amounts every hour. Eating a high protein bedtime snack and bland foods may help. Be sure to stay well hydrated. Try drinking about 1 ounce of Gatorade, water, or diluted fruit juice every 15 minutes. If you lose significant amounts of weight, cannot keep food down for more than 24 hours, are unable to urinate, or your urine becomes scant and dark-colored, please call us.

Cramping

Mild and occasional cramping and uterine contractions are normal in pregnancy. If you notice cramping pain in your lower abdomen or back that lasts for about a minute then relaxes, especially with pelvic pressure and a hard uterus, it is most likely a contraction. If you have 6+ contractions in one hour (every 10 minutes or less), drink 24oz of water in 30 minutes and get off your feet, lie down, or take a warm bath. If the contractions do not stop, please call us.

Additional signs to call us

- You have a fever not relieved by Tylenol.
- You have symptoms of a urinary tract infection (UTI), such as:
 - Pain or burning when you urinate.
 - Back or side (flank) pain.
 - Blood in your urine.
- You have skin changes, such as:
 - Rash.
 - Itching of specifically hands or feet.
 - Yellow color to your skin.



Call us if you feel you are in labor or experiencing a medical emergency pertaining to your pregnancy.

Simmonds, Martin & Helmbrecht Offices (301) 414-2300

An emergency prompt is available during and after business hours. This will route you to our answering service who can connect you to the provider on-call.

Labor & Delivery

As a routine part of your labor experience, we:

- Minimize cervical exams, when possible
- Offer pain relief option of choice, as medically appropriate in your stages of labor
- Only recommend interventions as medically appropriate for your stage of labor
- Only recommend cesarean sections or assisted vaginal deliveries if medically indicated
- If a cesarean section is indicated, allow your partner or one support person to join in the operating room
- Do not routinely perform an episiotomy
- Provide delayed cord clamping
- Offer your partner the opportunity to cut the cord
- Provide skin-to-skin contact between mother and baby immediately after birth, if the baby is stable
- Offer "rooming in" with baby - baby only leaving the postpartum room when medically indicated
- Ask you if you would like your baby to receive routine medications and vaccinations before they are given
- Encourage breastfeeding within the first hour after delivery

Most hospital birthing and postpartum units respect the need for maximum parent-child bonding in the first hour after birth and minimize separation of mother and baby. Please check with your hospital for their specific policies on these matters.

- You are over 34 weeks and are having strong, painful contractions every 5 minutes for more than 2 hours.
- You are less than 34 weeks and are having strong contractions more than 4 times an hour.
- You think you have broken your water. You may notice a large "gush" of fluid or just continued leaking of fluid or feeling wet.
- You are experiencing vaginal bleeding like a period.

Please note:

- DO NOT use our Patient Portal to send urgent questions or labor concerns.
- In many situations, it is likely the on-call provider will direct you to come to the hospital for evaluation as it's typically difficult to evaluate over the phone.
- If you are confident you are going to the hospital, please still call us so we and the nursing team can prepare for your arrival.
- It is not necessary to call us if you lose your mucus plug if you are not experiencing other symptoms. It may take several weeks to go into labor after loss of a mucus plug.

What to Expect at the Hospital

- Patients under the care of a physician:
 - You will be guided to Labor & Delivery triage where a nurse will likely assess and examine you first.
 - If you are admitted to your birthing room, you will meet your nurse and your vital signs and baby's heart rate will be monitored.
 - The on-call physician from our practice will communicate closely with your nurse and continue to examine you every few hours during labor, as needed.
- Patients under the care of a midwife:
 - You may be guided either to triage or directly to a birthing room depending on your circumstances. Your midwife will meet you as soon as possible after your arrival.
 - The on-call midwife will stay with you as much as she can during your labor. She may have to leave your room occasionally to attend to other patients.
- Under the care of our physicians and midwives, our goal is to avoid cesarean delivery, emergencies can occur during labor that we cannot anticipate.
 - The most common reasons for unplanned cesarean sections are:
 - Your baby's heart rate shows signs of distress.
 - Your cervix has stopped dilating despite all possible interventions.
 - You have been pushing for several hours and the baby is not descending.
 - You have a medical condition that makes it unsafe for a vaginal delivery.
 - Your baby is not head down (in breech position).

Types of Pain Medications

As labor progresses – and contractions become stronger and more frequent – some women choose to use pain medication. Your provider will discuss with you the types of pain medications available at your hospital. Some include:

- Regional anesthesia, such as epidural (most commonly used) and spinal block (used in cesarean sections)
- Analgesics, such as opioids (given through an IV or injection)

Length of Stay

- After a vaginal birth, you will move to a postpartum room. You will stay in the postpartum wing for 1-2 nights before going home. If you have a cesarean delivery, you will stay an extra night before going home.
- While at the hospital, the on-call provider will check in with you daily after you give birth.



Postpartum Care

Postpartum Appointments and Follow-Up

- We will see you in the office for a postpartum check up between 2-6 weeks postpartum.
- Postpartum care plan items include:
 - Incision check, if needed
 - Physical exam and physiological changes
 - Postpartum depression screening (EPDS)
 - Contraception
 - Infant care and feeding
 - Sleep and fatigue
 - Pregnancy complications
 - Vaccination and well-woman screening

Mental Health

New parenthood is a major and sometimes stressful life event. Your mental health is a critical part of achieving healthy babies and families. At SMH, we value wrap-around care, meaning our mental wellness services include meeting with a clinical social worker to discuss your mental health needs. Postpartum depression and anxiety can make this period of time difficult, but you are not alone. Contact our office to schedule an appointment with a social worker today or ask your healthcare provider to send a referral.

Rest

Resting is extremely important. Your sleep cycles will be altered by your newborn, and sleep deprivation will set in quickly. Sleep whenever your newborn is sleeping. Your stamina and energy will return week by week. Begin slowly and build as you can.

Nutrition

Nutrition continues to be important as your body heals from the long process of having a baby. As during pregnancy, drink lots of liquids and eat healthy!

Returning to Intimacy

Resuming sexual intercourse varies for everyone and every couple, but your body needs to heal first. It is possible to become pregnant before you have your first period after delivery. Some also recommend you delay sexual intercourse or use condoms until we discuss contraception at your postpartum visit.

Physiological Changes

Bleeding will continue for 2-6 weeks. It will change from red to dark red to brown to yellowish brown to pink. You may see clumps or clots of blood. Do not use tampons. Too much activity may result in an increase in bleeding and a sign to rest. Please call us if you are soaking a maxi pad in an hour or if clots are as large as a golf ball. If you had stitches, use sitz bath 2-6 times daily to speed healing. You may use warm or cold water, whatever is most soothing to you.

Bladder dysfunction, including urinary urgency or leaking urine is common in pregnancy and the postpartum period. Please be sure to bring up any concerns at your postpartum visit or call if unable to urinate.

We encourage patients to breastfeed, but we support our patients in whichever feeding method is best for themselves and their families.

Breastfeeding

Here are some helpful hints for breastfeeding:

- Be patient. This is a learning curve for you and your baby.
- You need to be well hydrated to produce enough milk for your baby.
- Let your pediatrician be your guide regarding appropriate weight gain and feeding amounts.

Breastfeeding benefits for mom:

- Women who breastfeed longer have lower rates of type 2 diabetes and high blood pressure.
- Women who breastfeed have lower rates of breast cancer and ovarian cancer.
- Breastfeeding triggers the release of oxytocin that causes the uterus to contract and may decrease the amount of bleeding you have after giving birth.

Please call us if you experience breast pain, redness, or signs of fever: achy joints, chills, or generally not feeling well. This could be a sign of mastitis which we can treat easily with antibiotics. You may need to have an office visit as part of the evaluation.

Breast Milk Benefits for Baby

- Breast milk has the right amount of fat, sugar, water, protein, and minerals needed for a baby's growth and development.
- Breast milk is easier to digest than formula, and breastfed babies have less gas, fewer feeding problems, and less constipation.
- Breast milk contains antibodies that protect infants from certain illnesses, such as ear infections, diarrhea, respiratory illnesses, and allergies.
- Breastfed infants have a lower risk of sudden infant death syndrome (SIDS).
- If your baby is born preterm, breast milk can help reduce the risk of many of the short-term and long-term health problem.

Formula Feeding

If you choose to or require formula feeding, please talk to your pediatrician about formula options. Cool compresses or cool clean cabbage leaves may help to reduce the pain from engorgement and swelling of the breasts.



Birth Preparation Checklist

- ☐ My blood type is: _____
- ☐ I have pre-registered at my delivery hospital
- ☐ I know how to get to the hospital and Labor & Delivery department
- ☐ My Group Beta Strep (GBS) status is: _____
- ☐ I have chosen a pediatrician
- ☐ My infant car seat is installed in the car
- ☐ I am familiar with infant CPR techniques
- ☐ My bags are packed
- ☐ I have a plan for my pets and other children during labor/birth

Supplies to Bring to the Hospital

- ☐ 2 extra pillows with dark pillowcases
- ☐ Loose t-shirts, tank tops, or nightgowns for labor (you may use the hospital gown)
- ☐ Drinks (with sugar/caffeine for labor) and snacks (especially for your partner)
- ☐ Bathrobe, slippers, socks, nursing bra
- ☐ *Optional:* Cord blood collection kit
- ☐ *Optional:* Birth ball
- ☐ List of phone numbers to call family and friends
- ☐ Toiletries: lip balm, toothbrush, toothpaste, shampoo, hairbrush, ponytail holders
- ☐ Clothes to wear after the birth
- ☐ Loose, comfortable clothes that are easily removed for the baby and self to go home in
- ☐ Infant car seat (state law, required before discharge)

Suggested Supplies to Have at Home

- ☐ Sanitary pads (24 long maxi pads, with wings recommended)
- ☐ Plastic cover on mattress (shower curtain, rubber sheet, or mattress pad)
- ☐ Nursing bras (one cup size larger than pregnant size) and breast pads (for leaking)
- ☐ Nightgown that opens in front for breast feeding
- ☐ Baby diapers (newborn/size 1), clothes, and baby wipes
- ☐ Thermometer (digital recommended)
- ☐ 6-10 baby blankets, soft towels, and wash cloths
- ☐ Tucks pads
- ☐ Sitz bath
- ☐ Breast pump
- ☐ Head of cabbage, if bottle feeding
- ☐ Peri-bottle



SIMMONDS, MARTIN &
HELMBRECHT
OF ADVANTIA

Helpful Resources

Websites

- HealthHub by Advantia (advantiahealth.com/blog)
- American College of Obstetrics and Gynecology (acog.org)
- American College of Nurse-Midwives (midwife.org)
- Mayo Clinic (mayoclinic.org)
- Centers for Disease Control and Prevention (cdc.gov)
- Postpartum Support International (postpartum.net)
- La Leche League International (llli.org)
- The Breastfeeding Center for Greater Washington (breastfeedingcenter.org)
- International Breastfeeding Centre (ibconline.ca)

Books

- Expecting Better by Emily Oster
- What They Don't Tell You About Having A Baby by Dr. Heather L. Johnson
- Your Pregnancy and Childbirth: Month to Month by ACOG
- Baby 411 by Ari Brown and Denise Fields
- Moms on Call Basic Baby Care by Jennifer Walker and Laura Hunter

Apps

There are many pregnancy and childbirth education apps on the market, each with its strengths and weaknesses. Many patients will try several apps until they find the one that suits their needs best. We do not endorse any third-party apps. Advantia has an app for lactation support called Pacify.

Local Mental Health Crisis Numbers

- | | |
|------------------------------|----------------|
| • Baltimore City..... | (410) 433-5175 |
| • Baltimore County..... | (410) 752-2272 |
| • Carroll County..... | (410) 952-9552 |
| • Frederick County..... | (301) 662-2255 |
| • Howard County..... | (410) 531-6677 |
| • Montgomery County..... | (240) 777-4000 |
| • Prince Georges County..... | (301) 429-2185 |
| • Washington County..... | (301) 790-8688 |

Simmonds, Martin & Helmbrecht

- smhobgyn.com
- Pregnancy FAQs (smhobgyn.com/faq)
- Simmonds, Martin & Helmbrecht Offices.....(301) 414-2300

Call us if you feel you are in labor or experiencing a medical emergency pertaining to your pregnancy.
An emergency prompt is available during and after business hours. This will route you to our answering service who
can connect you to the provider on-call.